

## Model No:LZ-3528BIN2

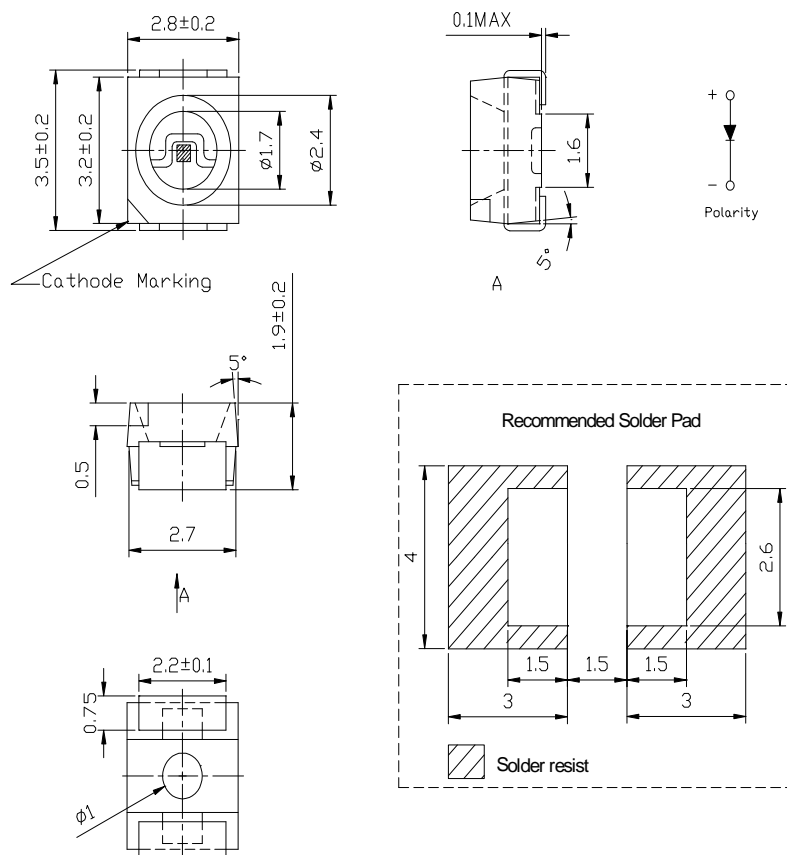
## Pure Green TOP LED (1210)

## Lead(Pb) Free Product-RoHS Compliant

### ■ Applications

1. Lightings
2. Modules
3. Signal and Symbol Luminaires
4. Backlighting
5. Toys

### ■ Package Dimensions



### Notes:

All dimensions in mm tolerance is  $\pm 0.1$ mm unless otherwise noted.

■ Absolute Maximum Ratings (Ta = 25°C)

Items	Symbol	Absolute maximum Rating	Unit
Power Dissipation	P <sub>D</sub>	100	mW
Forward Current(DC)	I <sub>F</sub>	25	mA
Peak Forward Current*	I <sub>FP</sub>	100	mA
Operation Temperature	T <sub>opr</sub>	-30~ +85	°C
Storage Temperature	T <sub>stg</sub>	-40 ~ +100	°C

\*Pulse width ≤ 0.1msec duty ≤ 1/10

■ Typical Electrical & Optical Characteristics ( IF=20mA and Ta = 25°C)

Part No	Dominant Wavelength (nm)		Forward Voltage (v)		Luminous Intensity (mcd)		Reverse Current (μA)	50% Power Angle
	Min.	Typ.	Min.	Typ.	Min.	Typ.	Max.	Typ.
LZ-3528BIN2	<b>515</b>	<b>520</b>	<b>2.8</b>	<b>3.2</b>	<b>527</b>	<b>800</b>	<b>50</b>	<b>120</b>

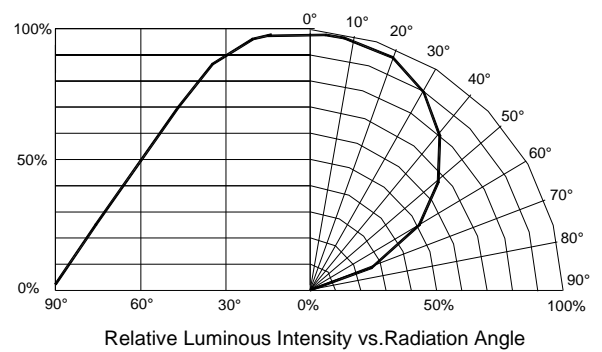
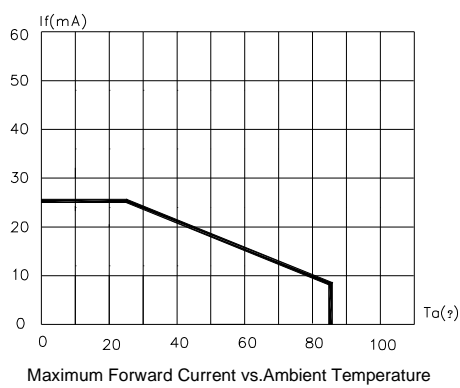
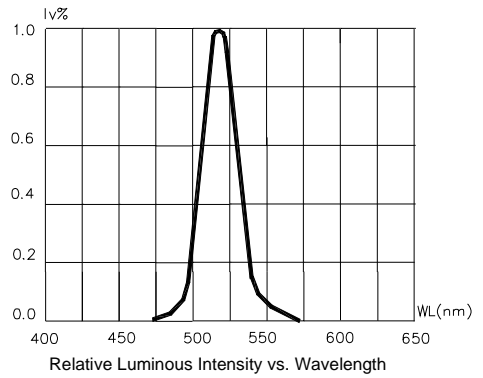
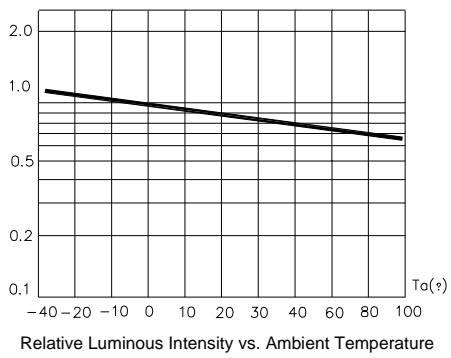
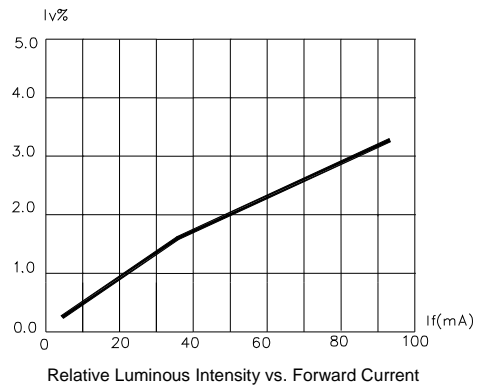
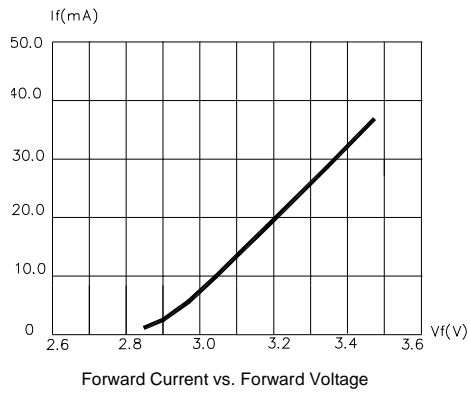
■ Ranks Combination (IF = 20mA)

Rank	T1	T2
Luminous Intensity(mcd)	800-1077	527-800

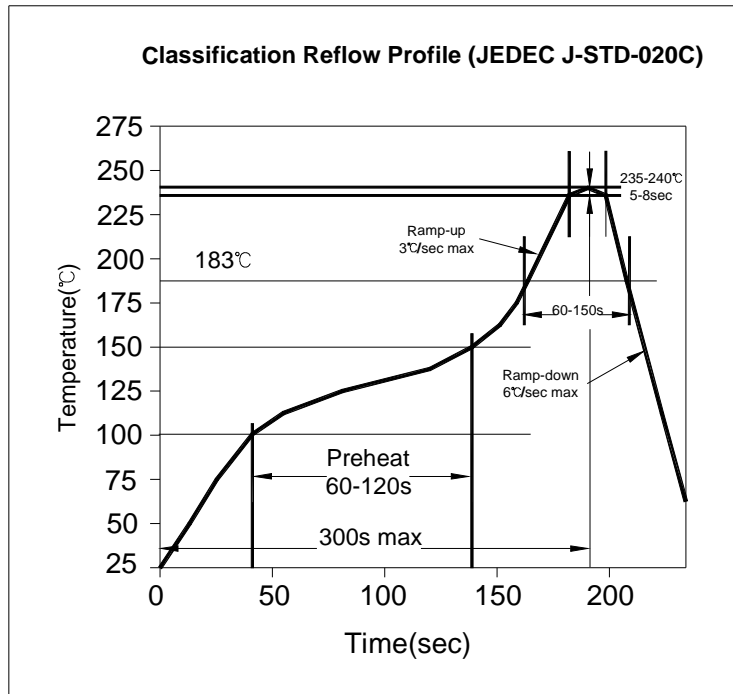
■ Notes

1. Tolerance of measurement of luminous intensity : ±15%
2. Tolerance of measurement of dominant wavelength : ±1nm
3. Tolerance of measurement of forward voltage : ±0.1V

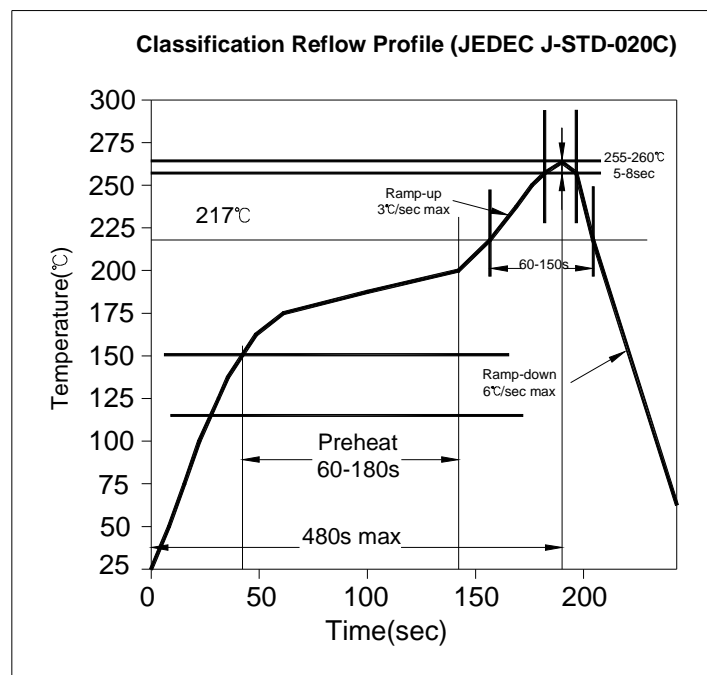
■ Typical Electrical/ Optical Characteristics Curves (Ta=25°C Unless Otherwise Noted)



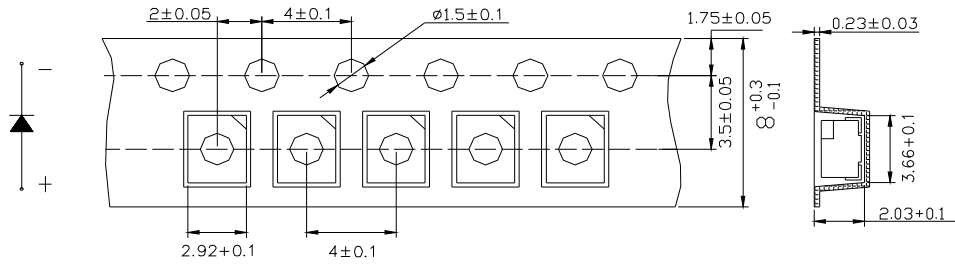
■ Soldering heat reliability:  
**Lead Solder**



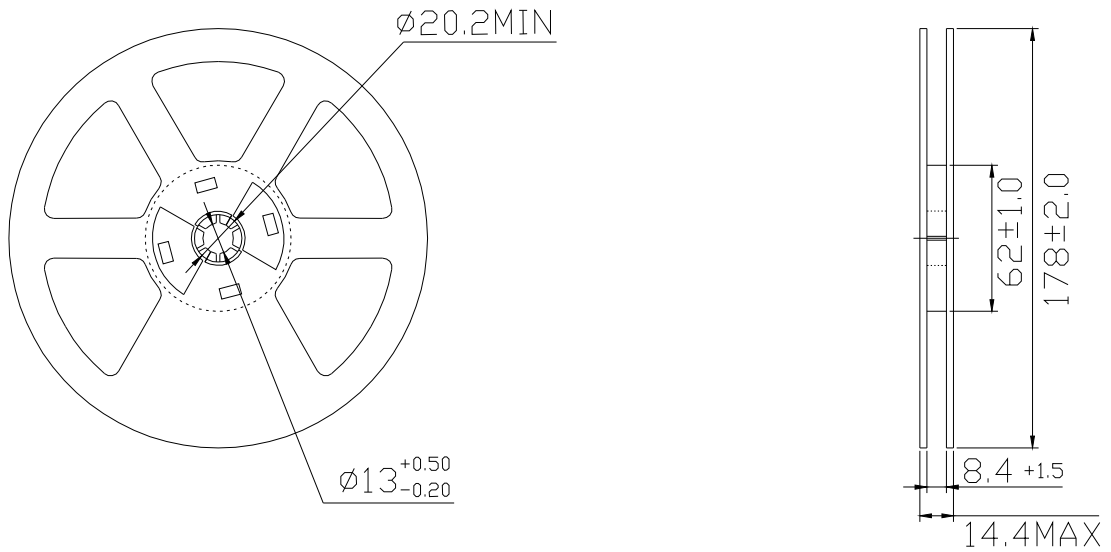
**Lead Free Solder**



■ Packing Specifications:



■ Reel Specifications



Dimensions are specified as follows: mm

**Notes:**

- 1) The packing only appropriate for LZGD
- 2) Normal packing quantity: 2,000pcs/reel

Revision History					
Rev.No.	Change Description	Date	Prepared By	Checked By	Approved By
Preliminary	'-----'	2013/1/11	YQJ	Junney	Junney