

Model No:LZ-5054BIN2

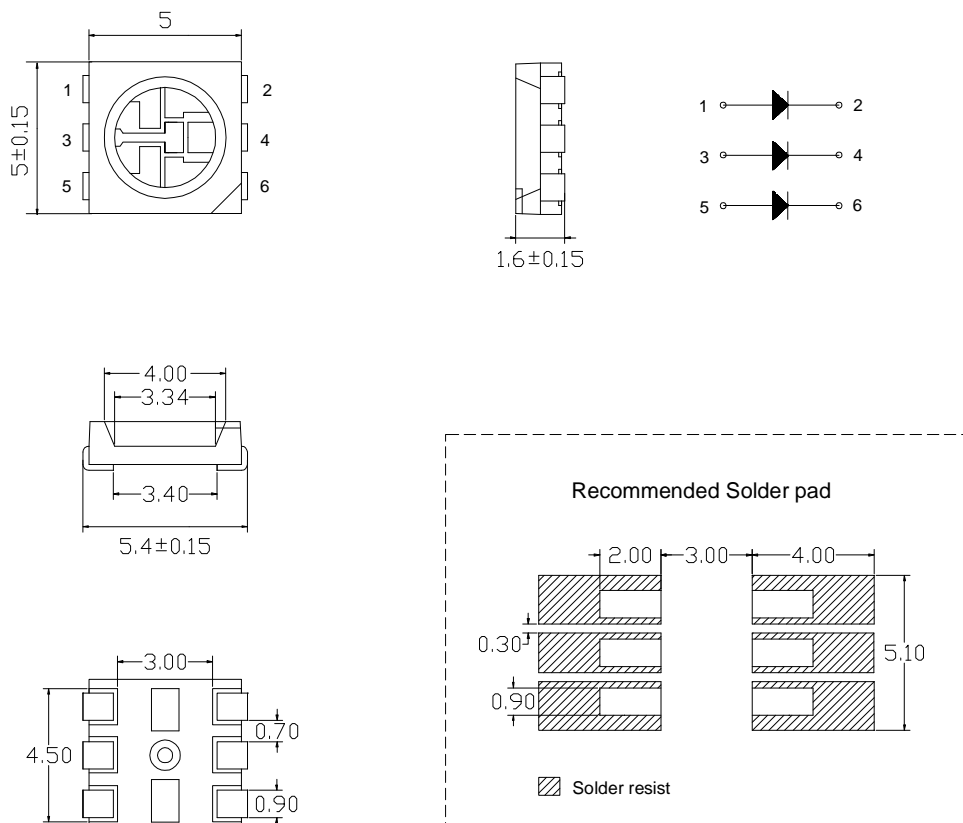
Red TOP LED (5050)

Lead(Pb) Free Product-RoHS Compliant

■ Applications

1. interior and exterior automotive lightings
2. Backlighting
3. illuminated advertising
4. Signal and Symbol Luminaires

■ Package Dimensions



Notes:

All dimensions in mm tolerance is ± 0.1 mm unless otherwise noted.

■ Absolute Maximum Ratings (Ta = 25°C)

| Items | Symbol | Absolute maximum Rating | Unit |
|-------------------------|------------------|-------------------------|------|
| Power Dissipation* | P _D | 80 | mW |
| Forward Current(DC)** | I _F | 30 | mA |
| Peak Forward Current*** | I _{FP} | 100 | mA |
| Operation Temperature | T _{opr} | -40~ +95 | °C |
| Storage Temperature | T _{stg} | -40 ~ +100 | °C |

*The Value is for one LED Circuit

**The Value is for one LED Circuit. For long term performance the drive currents between 5mA and 20mA are recommended(Three circuits are lit simultaneously). Please contact LZGD sales representative for more information on recommended drive conditions.

***Pulse width ≤ 0.1msec duty ≤ 1/10

■ Typical Electrical & Optical Characteristics (Ta = 25°C)

| Items | Symbol | Condition | Min. | Typ. | Max. | Unit |
|---------------------|-----------------|-------------------------|------|------|------|------|
| Forward Voltage | V _F | I _F = 3*20mA | 1.8 | 2.0 | --- | V |
| Reverse Current | I _R | V _R = 5V | --- | --- | 10 | μ A |
| Dominant Wavelength | λ _d | I _F = 3*20mA | --- | 623 | --- | nm |
| Luminous Intensity | I _V | I _F = 3*20mA | 1653 | 1800 | --- | mcd |
| 50% Power Angle | 2θ _½ | I _F = 3*20mA | --- | 120 | --- | Deg |

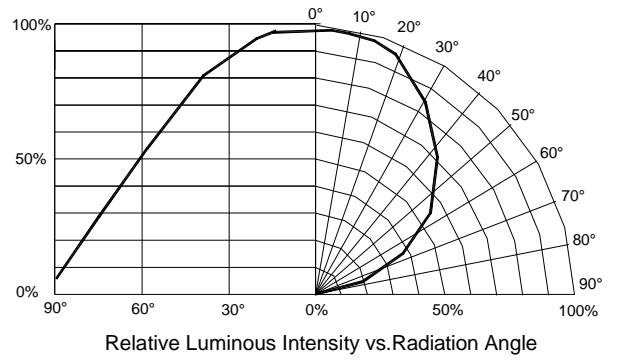
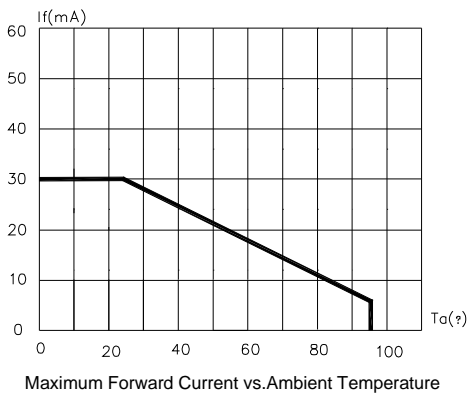
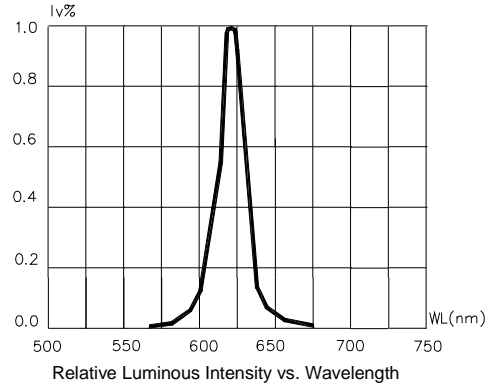
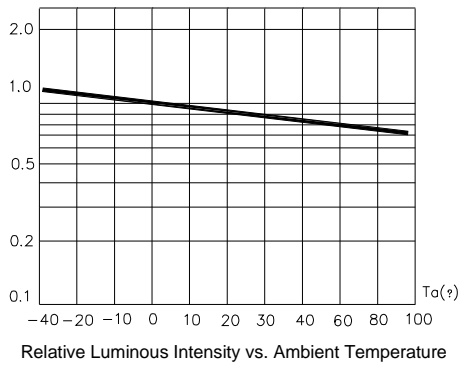
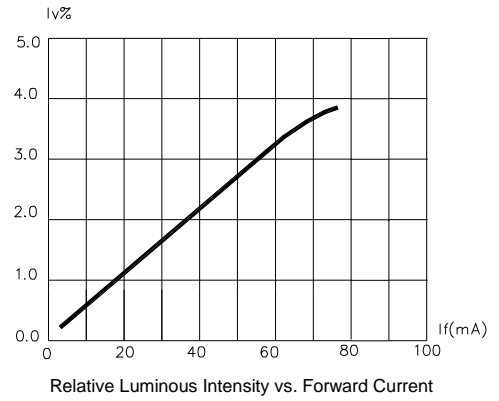
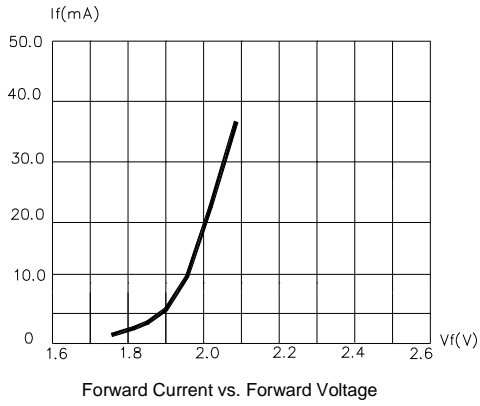
■ Ranks Combination (IF = 3*20mA)

| Rank | T1 | T2 |
|-------------------------|-----------|-----------|
| Luminous Intensity(mcd) | 1800-2096 | 1653-1800 |

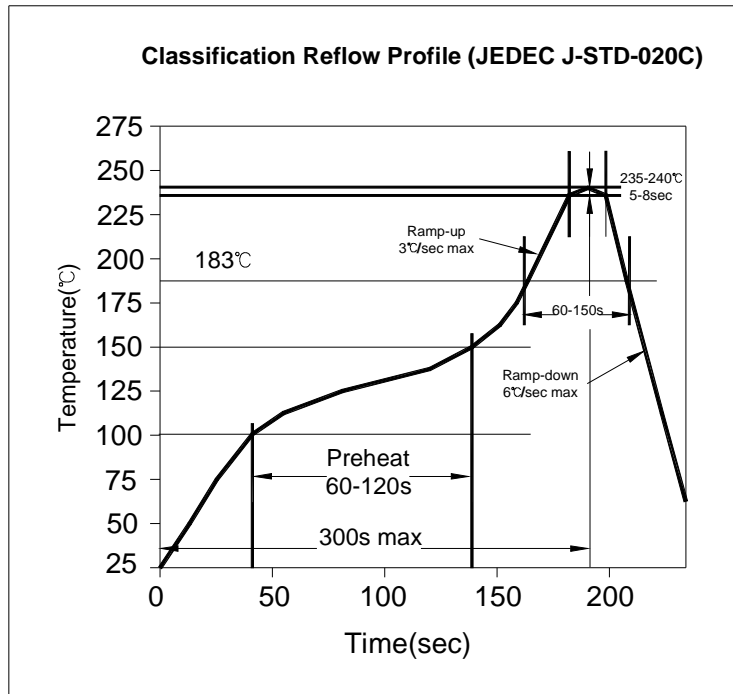
■ Notes

1. Tolerance of measurement of luminous intensity : ±15%
2. Tolerance of measurement of dominant wavelength : ±1nm
3. Tolerance of measurement of forward voltage : ±0.1V

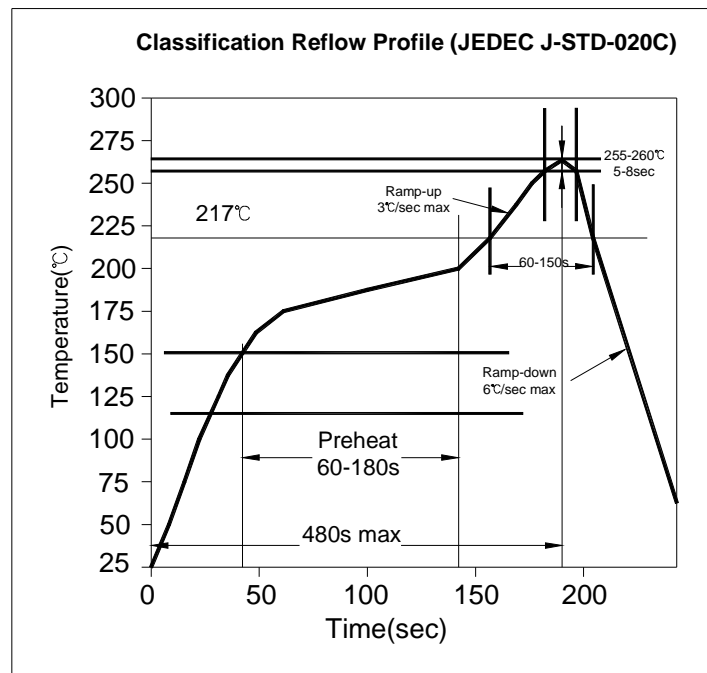
■ Typical Electrical/ Optical Characteristics Curves (Ta=25°C Unless Otherwise Noted)



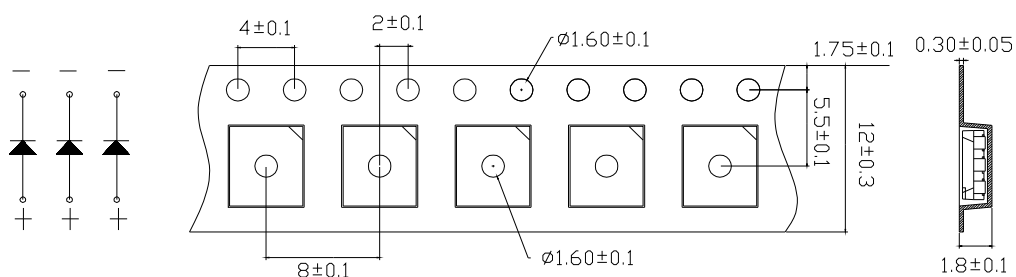
■ Soldering heat reliability:
Lead Solder



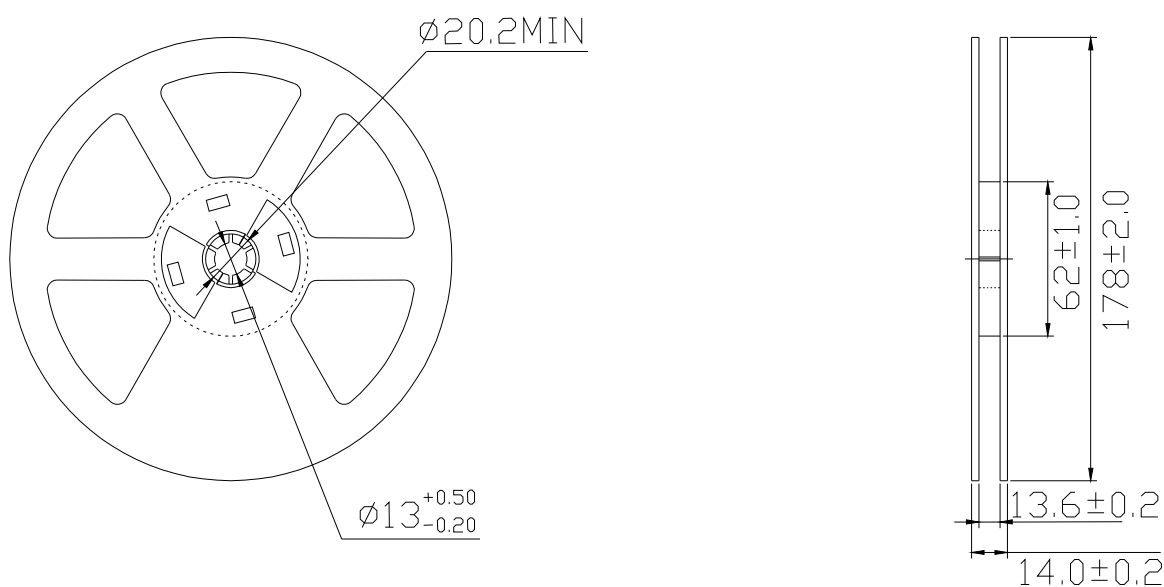
Lead Free Solder



■ Packing Specifications:



■ Reel Specifications



Dimensions are specified as follows: mm

Notes:

- 1) The packing only appropriate for LZGD
- 2) Normal packing quantity: 1,000pcs/reel

| Revision History | | | | | |
|------------------|------------------------|-----------|-------------|------------|-------------|
| Rev.No. | Change Description | Date | Prepared By | Checked By | Approved By |
| 01 | New-made specification | 2013/1/08 | YQJ | Junney | Junney |
| | | | | | |